



JUST FOR HIM

ISSUE 2



✓ **GROOMS
STYLING SERVICE**

✓ **WHO'S PAYING ?**

✓ **HAUTE UNDER
THE COLLAR**

✓ **WEDDING TIES**

✓ **FLOWER POWER**

✓ **GROOMS DUTIES**

✓ **WHAT'S NEXT ?**



**A handy
information booklet
for every guy
that wants to
look his best.**

Produced by Just For Him
Shop 1/97 Beecroft Road, Beecroft NSW 2110
www.justforhim.com.au

EQUMEN

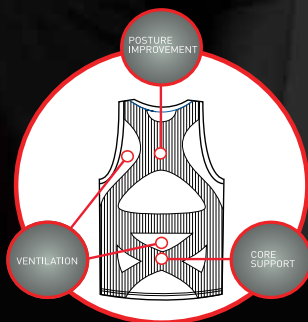


LOOK AND FEEL YOUR BEST ON YOUR WEDDING DAY

CORE PRECISION™ UNDERSHIRT with Helix-Mapping™ System

ATTENTION ALL GROOMS,
GROOMSMEN AND FATHERS OF
THE BRIDE: IMPROVE HOW YOU
LOOK AND FEEL ON THE BIG DAY

- > Improve Posture
- > Support Core Muscles
- > Help Reduce Back Pain
- > Control Temperature
- > Visibly Streamline



EQUMEN™ Core Precision undershirts gently pull back your shoulders to improve your posture whilst supporting your core and visibly streamlining your body to help you look and feel your best.

For more information go to **WWW.EQUMEN.COM** or visit **Just for Him**. All wedding parties who bring this ad into store with them, will receive a **10% discount** on all EQUMEN™ Core Precision undershirts.

Just For Him Shop 1/97 Beecroft Rd - Beecroft NSW 2119
www.justforhim.com.au Phone 02 9484 2534 Mobile 0403 575 444



GROOM STYLING SERVICE

The original and the best!

LET US DO THE RUNNING
AROUND FOR YOU - it will
make your life easier.

Getting married? Have no idea where to start?

Boys - we are here to make it simple for all involved - come in for a free styling service where we listen to what you want and put it all together for you. If you don't know what you want - we will help you come up with a style that will please both you and your bride. We have everything you need, and if we don't have it - we will get it for you!



ITS AS EASY AS 1-2-3

STEP 1

Phone 94842534 and book an appointment, or email us at sales@justforhim.com.au Styling sessions are available 7 days a week 10am-8pm by appointment.

STEP 2

Bring your Fiance, receive a complimentary drink and we will help you come up with a wedding outfit that will suit your bride, body and budget

STEP 3

A detailed proposal will be emailed to you. If you are happy with it, let us know and we will get the ball rolling - you don't have to do anything else.

Do you live too far away to come into Just For Him for a styling session? No problem. Book us for a Skype session - we can show you the clothes and even do a styling for you face to face over the internet. 7 days a week - 10am - 8pm. JFH offers a 2 - 12 month Lay-by payment option to ease the financial burden.

VALET SERVICE - Book a JFH Stylist to assist the boys to get ready on the Wedding Day. We will tie your ties, pin on Boutonniers and ensure everyone is on time and looks their very best. For information contact Just For Him.



JUST FOR HIM

Shop 1/97 Beecroft Rd
Beecroft NSW 2119
Ph: 02 9484 2534

www.justforhim.com.au
email: sales@justforhim.com.au

Shop Trading Hours
9.30 - 6pm Mon-Fri
9.30 - 8pm Thurs,
9.30 - 4pm Sat



**Sydney's #1 Grooms
Styling Specialists**

WHO PAYS FOR WHAT?

Your wedding day should always be a day that you can look back on with joy, not how broke it made you.

You have a dream wedding planned in your mind, but do you know who's going to pay for what at the wedding? Traditionally, the bride's family would pick up the tab but with the average cost of a wedding skyrocketing, and more couples getting married later in life, these traditional roles are far from set in stone.

Some scenarios for who pays for what: Traditional Responsibilities

The bride's family pays for:

- Reception costs, including food, music, decorations, rental fees and entertainment
- Ceremony Costs including rental fees, decorations
- Flowers for Ceremony and Reception
- The bride's wedding dress and accessories
- Invitations, announcements, programs, and mailing costs
- Favors
- Photography
- Transportation
- Their own attire and travel expenses

The groom's family pays for:

- The rehearsal dinner, including food, invitations, decorations and entertainment
- Their own attire and travel expenses

The bride pays for:

- The groom's wedding ring
- A wedding gift for the groom
- Her hair, makeup, beauty treatments
- Gifts for her attendants
- Sometimes accommodation for any out-of-town bridesmaids

The groom pays for:

- The bride's engagement ring and wedding ring
- The honeymoon
- A wedding gift for the bride
- The bride's bouquet
- Gifts for his attendants
- Corsages for the mothers and grandmothers
- Boutonnieres for men in the wedding party
- Sometimes accommodation for any out-of-town grooms-men
- Fee for the officiant

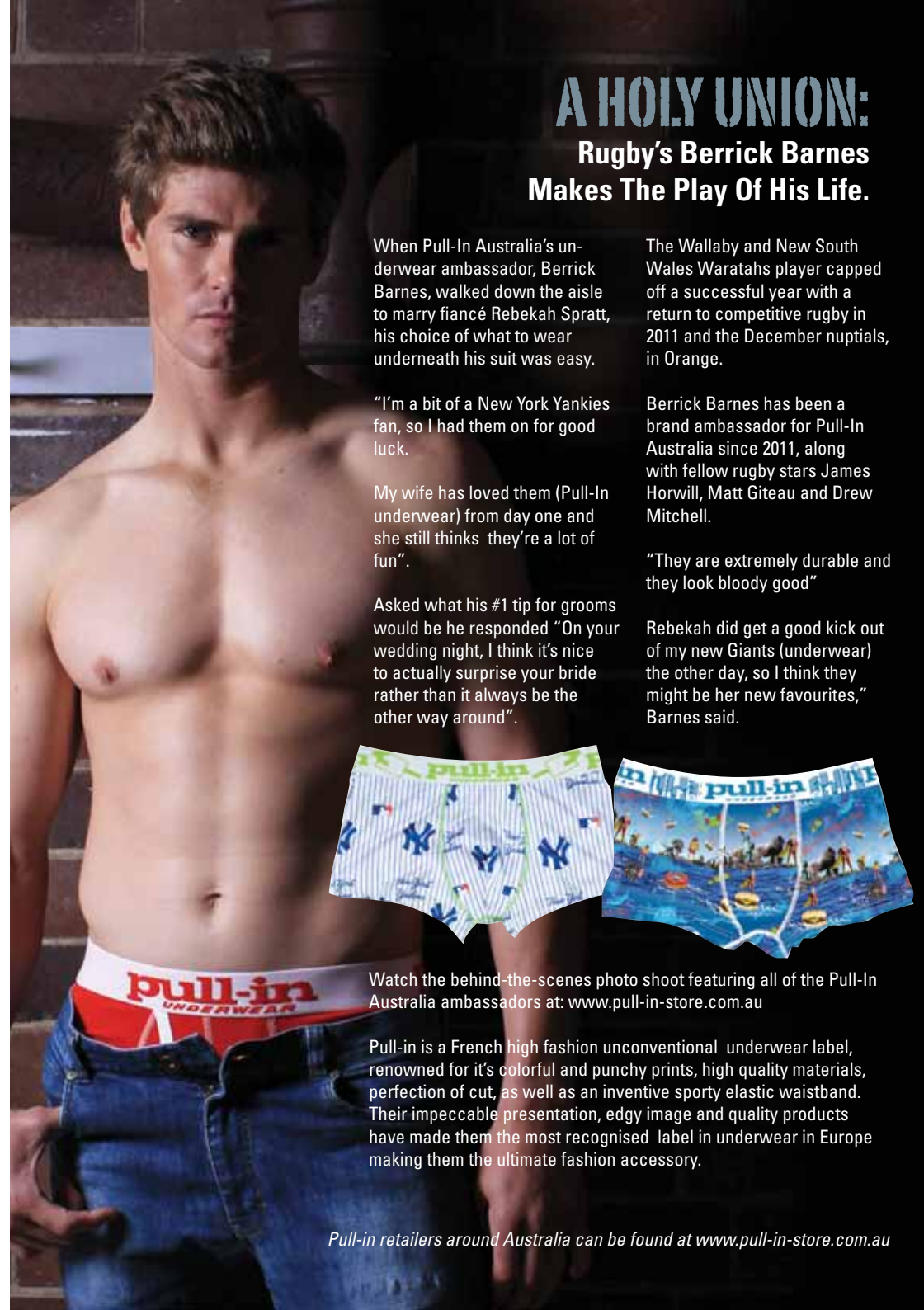
When the bride and groom are older, or whose parents don't have resources The bride and groom pay for all wedding costs themselves



A modern take on who pays for what at a wedding:

After announcing their engagement, the bride and groom sit down and estimate what they'll spend on the wedding, probably after finding a reception site and making general decisions about theme, style, time of day etc. They then may choose to ask their parents if they would like to contribute. If their parents say they can't afford to contribute, or only offer a small amount, the bride and groom say, "Thank you for considering," and perhaps have to revise their budget or find creative ways to pay for the wedding.

Split the budget three ways In this scenario, the bride's family, the groom's family, and the bride and groom themselves each pay for one third of the budget. Typically, this means they will also each invite one third of the guests.



A HOLY UNION: Rugby's Berrick Barnes Makes The Play Of His Life.

When Pull-In Australia's underwear ambassador, Berrick Barnes, walked down the aisle to marry fiancé Rebekah Spratt, his choice of what to wear underneath his suit was easy.

"I'm a bit of a New York Yankees fan, so I had them on for good luck.

My wife has loved them (Pull-In underwear) from day one and she still thinks they're a lot of fun".

Asked what his #1 tip for grooms would be he responded "On your wedding night, I think it's nice to actually surprise your bride rather than it always be the other way around".

The Wallaby and New South Wales Waratahs player capped off a successful year with a return to competitive rugby in 2011 and the December nuptials, in Orange.

Berrick Barnes has been a brand ambassador for Pull-In Australia since 2011, along with fellow rugby stars James Horwill, Matt Giteau and Drew Mitchell.

"They are extremely durable and they look bloody good"

Rebekah did get a good kick out of my new Giants (underwear) the other day, so I think they might be her new favourites," Barnes said.

Watch the behind-the-scenes photo shoot featuring all of the Pull-In Australia ambassadors at: www.pull-in-store.com.au

Pull-in is a French high fashion unconventional underwear label, renowned for its colorful and punchy prints, high quality materials, perfection of cut, as well as an inventive sporty elastic waistband. Their impeccable presentation, edgy image and quality products have made them the most recognised label in underwear in Europe making them the ultimate fashion accessory.

Pull-in retailers around Australia can be found at www.pull-in-store.com.au

WILL YOU MARRY ME?

You've proposed! She's accepted! What's next?

Congratulations on your engagement! This is one of the most exciting times for any couple, but it can also be pretty daunting if you are not well prepared.

Grooms are often happy to leave many of the preparations to their fiancé; however, as your wedding ceremony is the most important part of the day, it's vital that you both have a say in which celebrant meets your requirements and suits your personalities.

The perfect choice should be a well known and experienced professional – someone that will “kick-start” your wedding day. **DO YOUR HOMEWORK!** Take the time to read testimonials and reviews on websites. When talking to friends, don't fall for the “Oh a friend of mine has just become a celebrant, she'll look after you for a really good price” – this can be disastrous - you need a true professional!

Taking time to research the right celebrant with your fiancé will show her how much the wedding really means to you - your ceremony makes a statement about your love and commitment and the reasons you and your fiancé have chosen one another as “forever partners”. It is the most symbolic and public personal moment you will ever have – it's absolutely imperative to get it right!



GROOM'S QUESTIONS

Where do I get a marriage licence from?

There's no such thing in Australia. You go see your civil/religious celebrant and sign/lodge a Notice of Intended Marriage form. This must be done, by law, a minimum of one calendar month from the wedding.

How much does it cost to lodge the Notice?

It varies but most celebrants will charge from \$150-\$250 as this includes your booking/deposit for their services.

Can I get help writing my Vows?

Yes but you'll need to ensure you engage an experience celebrant who has lots of great information prepared for you to select from. A “Google” search will bring up heaps but can end up causing confusion. A good celebrant will make it easy. Beware of the inexperienced “el-cheapo” celebrants!

I'll be nervous; do I have to remember my vows?

No, you can do a “repeat after the celebrant” or she/he can prepare Vows on palm cards.

Can I have a few drinks before the ceremony to calm my nerves?

Not a good idea – a celebrant cannot solemnise your marriage if she/he feels you are a little “howz-ya-father! – It's against the law for celebrants to marry an intoxicated person.

Do I have to talk loudly when saying my vows?

Not if you engage an experienced celebrant who has their own PA system with microphones.

Should I have my brother for Best Man ?

Depends; your best man should be your best mate.



Article written by Ann Dally JP, CMC - Civil Marriage Celebrant

ANN DALLY

Marriage Celebrant for all Occasions

Dream It, Create It Live it!
Your perfect Wedding Day!

.... choosing the right celebrant is so important if you want a sensational ceremony with that unforgettable “WOW” factor!

Ann Dally is one of Sydney's leading and most sought after marriage celebrants – she will ensure your wedding ceremony will be fun, totally personalized and unique, leaving indelible memories etched in your hearts and minds forever. She is Vice President of Australia's largest Marriage Celebrant Association and a trainer of new and aspiring celebrants so you'll be in capable hands!

Your wedding day has to be perfect
You just won't get a second chance
to get it right!

If you'd like to have lots of fun and really enjoy your day Ann will ensure it all happens!

You won't be disappointed!

...experience the difference!

Ann Dally

Vice President

Australian Marriage Celebrants inc.
(Australia's largest and leading
Marriage Celebrant Association)



www.anndally.com.au

Mobile: 0414 862 528 Ph: 02 9868 3937 Email: anndally@bigpond.net.au



We understand how men shop.

Come down to Shirt Bar with your wedding party and enjoy a complimentary drink while we fit you.

7 Sussex lane, Sydney

Call 02 8068 8222 or see www.shirtbar.com.au

HAUTE UNDER THE COLLAR

Most men look their best when they understand which collars enhance their features.

The proper collar and knot can greatly improve your look.

Shirt makers often brag about the thread count of their fine cotton fabrics, the single-needle stitching at the seams, the split-shouldered yokes, even the distinctive crow's foot stitching used to fasten the mother-of-pearl buttons.

But before you get bogged down by myriad styling, color and pattern options, make sure that your shirt collar and tie knot are the proper match for your face. The collar's height on your neck as well as the length and spread of its points should complement the shape and size of your face. It doesn't require a degree in shirt science to comprehend the principles, just check the guide below. These simple rules will help guide you to sartorial success:



Spread or Cutaway

Spread collar shirts (and the slightly shorter, wider cutaway

collar for more formal occasions) are designed to be worn with neckwear featuring a full or half-Windsor knot, a relatively wide knot. Designed to complement a long, narrow face, these collars are being featured as a fashion trend this season, often shown with skinny ties.



Straight or long-point

Among the oldest and most universally accepted, the exaggerated straight-point collar, sometimes called a long-point, is generally three inches or longer and most effective at making a round, broad, or oval-shaped face appear more angular. Ideal for heavysset or athletic men in need of a slight slimming effect (or soft-chinned men craving a strong line under the jaw), this versatile collar can have a similar elongating effect on men with a shorter stance. Because of the narrow opening between the collar points, a classic four-in-hand neckwear knot with its flattering conical form achieves the perfect balance.



Button-down

Originally worn by 19th century English polo players to keep their shirt collars from flapping during play, button-down collared shirts became an Ivy League tradition after they were adopted in the early 1900s. A sporty alternative to the straight-point, the button-down is best suited to a patterned four-in-hand knotted necktie.



Wing Collar

The Wing Collar is a more formal style with the points pressed to stick out horizontally (which resembles "wings"). These collars are most often worn with Bowties or Fat-boys for formal events. However, a modern twist is to wear a tie in the same manner as a Fat-boy. This adds a splash of colour around the neck.

Brides of Beecroft



Brides of Beecroft is a stylish and elegant bridal boutique nestled in the leafy village of Beecroft, in Sydney's North West.

This delightful Bridal boutique is a pleasure to experience as expressed by many a past bride and her family.

Wendy McGregor the owner, and her staff make you feel most welcome on your arrival, with their delightful manner and their wealth of knowledge allowing them to help you find the right gown for your special day.

They have a full range of styles and designers to choose from and to try on ranging in sizes from size 4 -28. Prices are affordable starting from \$390.

Their designers include PRONOVIAS, LA SPOSA, LUNA NOVIAS, VILLAIS, BRIDES DESIRE, AIRE, DEMETRIOS, ALMA NOVIA & exclusive to Brides of Beecroft AUGUSTA JONES.

This is a "one stop shop" for Bridal, making it perfect for the "busy bride".

There is a large range of accessories to choose from, including custom made veils, jewellery by Stephanie Browne and shoes by Aruna Seth.

Wendy McGregor and her wonderful staff are confident that they'll be able to help you find your perfect gown, for your special day.

Please call us for an appointment

P. 9980 6889

Brides Of Beecroft

Shop 8B, 16-24 Hannah Street, Beecroft

www.bridesofbeecroft.com.au



1



2



3



4



5



6



7



8



9



10



11



12

HOW TO MAKE YOUR BRIDE HAPPY

Surprise her with an amazing honeymoon idea!

Every girl likes a nice surprise, so why not take the initiative and begin planning your honeymoon. Don't be daunted by the idea of researching destinations and planning your itinerary. Here's a few tips to make it easy - and show her how much you care.

But the world's a big place...

A honeymoon is your chance to take her somewhere special. And where is that you ask? Traditionally, many take the island hideaway route with a trip to places like Fiji, Vanuatu, Tahiti or even closer to home in the Whitsundays. But if your girl isn't the type to laze by the pool, you could suggest a honeymoon with a little more excitement like luxury safari in Africa, the bright lights of Las Vegas or even a tour through Europe.

Ask an expert for help...

Sound like a lot of work? Do it the easy way by talking to an experienced travel agent who can tailor make a dream holiday to fit your budget and time frames. This is one holiday you don't want to book yourself over the internet. There's a great chance your travel agent may have been there - so rest easy knowing what they tell you is what you're going to get.

Do you really need four toasters?

Instead of asking guests to give you presents, why not book your honeymoon and then give your guests the option to contributing to the cost as their gift to you. Any good travel agency can provide you with Bridal Registry Cards to include with your wedding invitations. Easy.

Go ahead and impress your bride with a honeymoon experience she'll never forget.

For more information see advertisement inside the back cover



YOUR WEDDING TIE

Every man has to wear a tie at some point in his life.. and that time is now.

Your wedding day is one of life's very special moments. As the man's most visible accessory, your tie will say a lot about you and how much thought you have put into how your outfit can compliment your beautiful bride.

There are no hard and fast rules when it comes to the groom's tie. Our advice - choose a tie that YOU want (but that she also likes) and ensure that it compliments your bride's wedding dress. (How can she resist a man who appears to make every effort to colour coordinate with her?)

Similarly the groomsmen's ties should echo the colours in the bridesmaid's dress or bouquet.

Careful planning goes into every aspect of the day and it should include considering the balance

of colour in the photographs of the bridal party.

Your wedding day is the perfect opportunity to splash out on a really special tie. It is one of only a few items in your wardrobe that you will always fit!

If the tie is unique or extremely special, such as a limited edition AyaKawa tie, it is also something that can be passed down to your son or future son-in-law as a family heirloom.

Not all men wear ties on a regular

basis, and so giving a gift to your groomsmen of a tie in advance is a great idea. This ensures everyone can master how to tie his tie and feel confident with his look on the big day.

For a traditional width tie, we suggest a Full Windsor knot whereas with a Slim or Skinny tie, a Winder or Four-in-the-hand knot will not be as bulky. Help is a 'You Tube' google away, and if all else fails, ask a confident tie wearing friend to tie it for you on the day.

AYA KAWA

Uniquely designed, limited edition ties & cufflinks

AYA KAWA

The number one choice for special occasion ties.

AYA KAWA

Available online at www.ayakawa.com & at selected stockists

Special Offer
Insert the code JFH when you purchase online and receive 10% discount



HOW TO TIE A TIE

Maybe it's time to ditch those clip ons



There are 3 basic tie knots - the Full Windsor Knot has the largest knot, followed by the Half Windsor and then the Four In Hand. Whenever you have a spread or wide collar with your dress shirt, it's best to use a larger knot to fill the space in between, such as a Full Windsor or Half Windsor Knot.

Your Wedding Day is so Special!

Don't let a flower spoil your Day or Your Photos!

Soul Design Flowers Don't Wilt!



SAY NO! to Droopy Flowers

For all your Bridal Flower Needs contact Soul Design
02 9489 5450 www.soul-design-int.com

These Flowers are created with the latest Technology removing the potential of Droopy Flowers. You can order them months ahead and keep for years remembering your special day. Also the perfect solution for destination weddings and allergy sufferers.

Amazing Flowers

Look Real & Feel Real
But they Don't Wilt!

'Just For Him' SPECIAL!

Mention this Advert to receive a **FREE** upgrade to a brooch clip on Your Man Flower & 10% discount if you & your bride's Soul Design flower order is over \$300.

The brooch clip is like a safety pin mechanism making it very easy to attach to your suit jacket. Normally 2 sewing pins are supplied with button holes which are not the easiest to attach.



THE POWER OF THE FLOWER ... ON YOUR WEDDING DAY

Flowers Signify a Very Special Day!

Flowers are almost an unsaid 'Must' at all weddings. They complete the wedding dress of the Bridal Party and some family members enhancing the celebration and beauty of this most special day.

The Tradition of the Boutonniere, Button Hole or Man Flower as it is sometimes referred, dates back to the 17th Century, where the most Elite of Men would adorn their suit and top hat with the beauty of a flower on their lapel. A sure indicator that this man was of extremely good substance, and seen as **'quite a catch'**!




Tips Selecting Your Man Flowers

Tip 1 – Groom wears a different arrangement / colour to the Groomsmen, identifying to all, who is getting married. It also saves embarrassment of guests who only know the Bride.

Tip 2 - For ease of application, choose a brooch style clip rather than pins which are more difficult to attach

Tip 3 To be worn on the Left Lapel. Position your flower and stem so the arrangement is centred and parallel to the edge of your lapel. NB. Don't slice button holes in jackets – they are for show not for flowers



Who'd have thought a flower could identify You!

It's True!

By wearing a flower on your lapel, you are identified as part of the bridal party. By wearing a different flower arrangement to your Groomsmen, You are identified as the One Getting Married!

HOW TO POSITION YOUR MAN FLOWER

Your Flower and stem should be centred running parallel to the side edge of your Left lapel on your suit jacket. Ensure the flower does not overlap the edge of the lapel. **Note: Don't use stitched button holes on suit jackets to hold your flower as the flower will sit too high.**

New Technology in flowers – wilt free

As the 'Brick Phone' transformed into the pocket sized email, facebook, internet, stereo, communication device we now call our Smart Phone, technological transformations of a different kind have also occurred within the Flower Industry beyond belief.

Some flowers are now being Hand Crafted using the latest technology in materials provide an astounding solution to overcome the problems with Fresh Flowers;

- They Look Real & often Feel Real
- Don't Squash as easily as Fresh
- Can be fitted to your jacket days before the wedding (by your Bride)
- Photograph well
- Don't make you Sneeze
- Can be kept as a Memoir
- They don't Wilt

The 'non wilting' advantage of the technological flower is stronger than you think! By choosing the latest technology in flowers, you will not experience the 'droopy man flower' problem many have on a warm day.

TIP! There are Different Qualities Available, So make sure you order from someone who has the latest technology and does it well!

Soul Design have a great range of exceptional quality flowers.
www.soul-design-int.com
Phone: 02 9489 5450

GIFTS FOR YOUR GROOMSMEN

Not just because they kept quiet about your bucks night

Traditionally, the bride and groom purchase attendant gifts for the bridesmaids and groomsmen who participate in their wedding. Finding the perfect gift may be a challenge, but it doesn't have to be. With a little thought, you can choose one gift that is right for all of your groomsmen or unique gifts for each of your groomsmen.

Step 1- Decide your budget amount. How much you spend on groomsmen gifts is up to you and your budget. Make a decision on the highest amount you are willing to spend. You may choose to give a slightly more expensive gift to your 'Best Man' and give the rest of the groomsmen a less expensive gift. Alternatively, get them all the same.

Step 2 - Decide the style of gift. Gifts can range from the formal and traditional, to fun novelty gifts. Traditional gifts include money clips, cuff links and hip-flasks, however you can also be creative. Choose an item

or items that truly represent your personality and the personality of your groomsmen. For example, if the groom and groomsmen meet once a week for a friendly game of poker, a nice poker set in a storage box with their initials engraved on the front may be a nice touch.

Step 3- One for all or unique gifts? Your next decision is to decide if you are going to buy the same gift for all of the groomsmen or if you want to buy unique gifts for each of the groomsmen. Even if you are buying different gifts for each groomsmen, you may want to keep the style of the

gifts uniform. For example, if you are going to buy a traditional gift for one groomsmen, then you should buy traditional gifts for all of them. It would not be nice to buy a gag gift for one groomsmen and traditional gifts for the other groomsmen.

Step 4 - Practical gifts. If you know that your groomsmen are a bit strapped for cash, why not buy them their tie, shirt or both as their gift? After all, if you want them to wear a certain item of clothing for your wedding, it may be really appreciated if they don't have to pay for it all.



4 FASHION IDEAS TO HELP THE GROOM STAND OUT

Grooms, distinguish yourself from your posse. Here's how to help the guests pick you out of the line-up.



Sure, all eyes will be on the bride, but as the groom you should still set yourself apart. Although the tradition dictates that the groom and his henchmen all wear similar outfits, it's important to help guests identify you as the special guy who just locked lips with the bride at the altar.

The more formal the event, the more strict the codes of conduct. If you are opting for an ultra-formal affair, your team will wear virtually the same attire, so being singular becomes a tougher task. The more casual the celebration, the more leeway you'll have. Regardless, you can use these four ways to stand out on your special day.

1 Alternative Tux

Wearing a subtly different jacket from those of your groomsmen is a sure-fire way to make your mark. For a daytime affair, you could all wear grey HOWEVER, if you wear Lt Grey, get the boys to wear Dk Grey (or vice versa). If your tux has a satin lapel, the boys' could be plain. Another option: wear a white dinner jacket, and put the groomsmen in traditional black tuxes.

2 A Fancier Flower

A unique boutonniere / buttonhole / "mini-corsage" worn on the jacket lapel, is the easiest way to help guests single you out. Here are some examples of how to do that:

- Have boutonnieres made of

the same flower but make your flower a different colour to the groomsmen.

- Your boutonniere could have 2-3 flowers and the groomsmen a single bloom of the identical flower
- The groom can wear a fully open blossom while the groomsmen don buds of the same flower.
- The groom can add a badge or symbol that has meaning to the stem of the flower ie. if you are from Ireland, you could add a Celtic badge. This can tie into the theme of the wedding.

3 The Telltale Tie

Boost your "all about me" factor by wearing a different coloured tie or bow tie than the gang. For instance, if you wear a silver tie and matching vest, the grooms-

men could sport a vest and tie combo that complements or matches the bridesmaid dresses. Grooms can go one step further and wear a different type of neck wear from the guys. If you choose a bow tie, the groomsmen could wear neck ties with a Windsor knot. This is also a great opportunity to get your 'first heirloom'.

4 Variety In The Vest

Vests are another element of the tux with which grooms can experiment. Pick a vest that's a different colour from that of your groomsmen. If you choose a black tie and black vest, you could put the groomsmen in a colour that matches the bridesmaid dresses. Or, set yourself apart in a cummerbund and put the fellas in vests.

Russell Hansen A Civil Celebrant

Having performed over 1,500 civil marriage ceremonies, Ship Captain Russell Hansen comes with the highest recommendations.

Formal or Informal, Sophisticated or Simple, Traditional or Themed Russell will tailor your ceremony to ensure it is exactly how you want it to be.

M: 041 425 1626

www.russellhansen.com.au



BLING FOR HIM

Stylish, Elegant & Individual

Get your tie turned into a unique accessory with Swarovski Crystal embellishment.

From subtle to statement, it will ensure you stand out in the crowd

For all your 'Man Bling'
www.crystalswithgrace.com.au
Ph: 0417 718 791



... and finally

THE GUYS DUTIES

The Groom

- Applies for licence
 - Chooses his attendants
 - Jointly chooses outfits for males in bridal party
 - Buys gifts for his best man and groomsmen - also a good idea to buy a gift for the father of the bride.
 - Arranges for engraving of rings
 - Gives money to best man to cover expenses to be paid on the day
 - Selects gift for the Bride – usually something personal
 - Organises the honeymoon
 - Makes a speech at reception
 - Contact parents next day to thank them – preferably in writing
 - First to dance with Bride at reception!
- Arranges transport to ceremony for males in bridal party
 - Ensures Groom is presented well at ceremony
 - Pays necessary fees due on the day
 - Looks after wedding rings (or takes from ring bearer at appropriate time)
 - Arranges transport between ceremony and reception
 - Ensures all is ready for honeymoon (e.g. bags in car, car has petrol, taxi is booked)
 - Partners Maid of Honour down aisle and during bridal waltz
 - Makes a speech about the happy couple and reads out messages from those who could not attend the wedding
 - Ensures return of hired suits after wedding
 - Coordinates ushers and Groomsmen in their duties
 - May act as MC at reception
 - Helps transport the wedding

Best Man

- Organises the Bucks night out - preferably not too close to the wedding date



gifts from the reception to a safe place

- May like to send champagne, flowers, etc to honeymoon suite
- Fourth to dance with Bride at reception

Groomsmen

- Assists the Groom with any errands
- Attends pre-wedding parties and rehearsal dinner
- Co-hosts bachelor party/dinner
- Decorates car the couple will leave in (If being done)
- Assist Best Man to control the night, so the Groom and Bride can enjoy themselves!

EQUUMEN HELPS MEN LOOK AND FEEL THEIR BEST FOR THE BIG DAY

5 Great reasons to wear EQUUMEN undershirts on your wedding day;

1. Posture improving – your shoulders will be gently pulled back ensuring you stand tall and look confident all day
2. Visibly streamlines – trims you at the waist so you will look svelte and feel great all day, which is especially important for those photographic memories
3. Regulates temperature – this will keep you looking cool even if you get a little hot under the collar
4. Moisture wicking – ensures you stay dry with no unsightly sweat marks
5. Helps reduce back and shoulder pain – to help you dance the night away

EQUUMEN You At Your Best



Introducing your local honeymoon specialists...

At Davis & James Travel Associates we have a range of unique holiday ideas for your honeymoon or wedding. From the barefoot luxury of the Maldives and South Pacific to charming Europe or exotic Africa, we have it covered.

Leave the planning to us. Our consultants can offer you comprehensive first hand knowledge on your preferred destination.

For more information contact Davis & James Travel Associates on 1800 054 096 or visit www.travel-associates.com.au/davis



Shop 5, 5b Hannah Street,
Beecroft

Call **1800 054 096**
www.travel-associates.com.au/davis

Why book with us?

- ☒ Over 25 years travel industry experience
- ☒ Domestic and international honeymoon experts
- ☒ Bridal Registry service available for your honeymoon





David was awesome and captured our day perfectly - Katie, March 2010



AUSTRALIAN INSTITUTE OF
PROFESSIONAL PHOTOGRAPHY

aipp

Red Lion Photography

David Beever

0403 754575

www.redlion.net.au

Packages from \$450